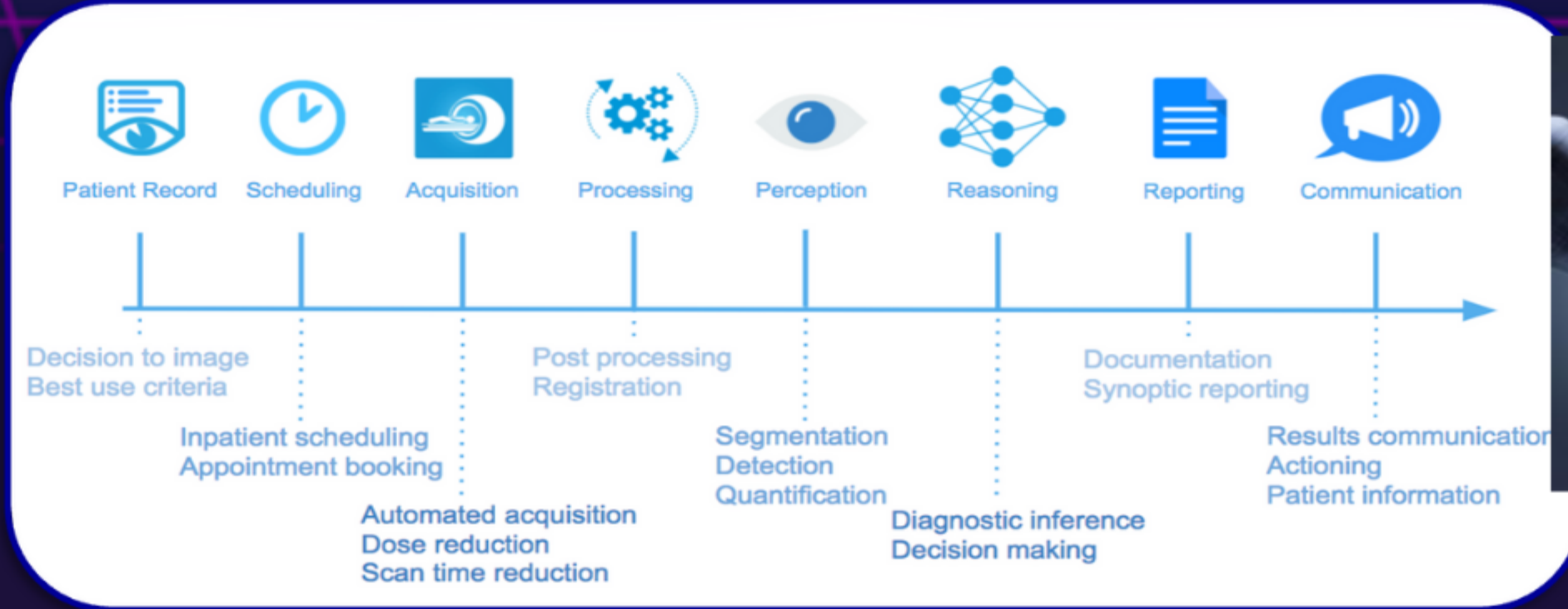




“HARNESSING ARTIFICIAL INTELLIGENCE TO ENHANCE QUALITY OF PATIENT MANAGEMENT SERVICES WITH A FOCUS ON RADIOLOGY INNOVATIONS”



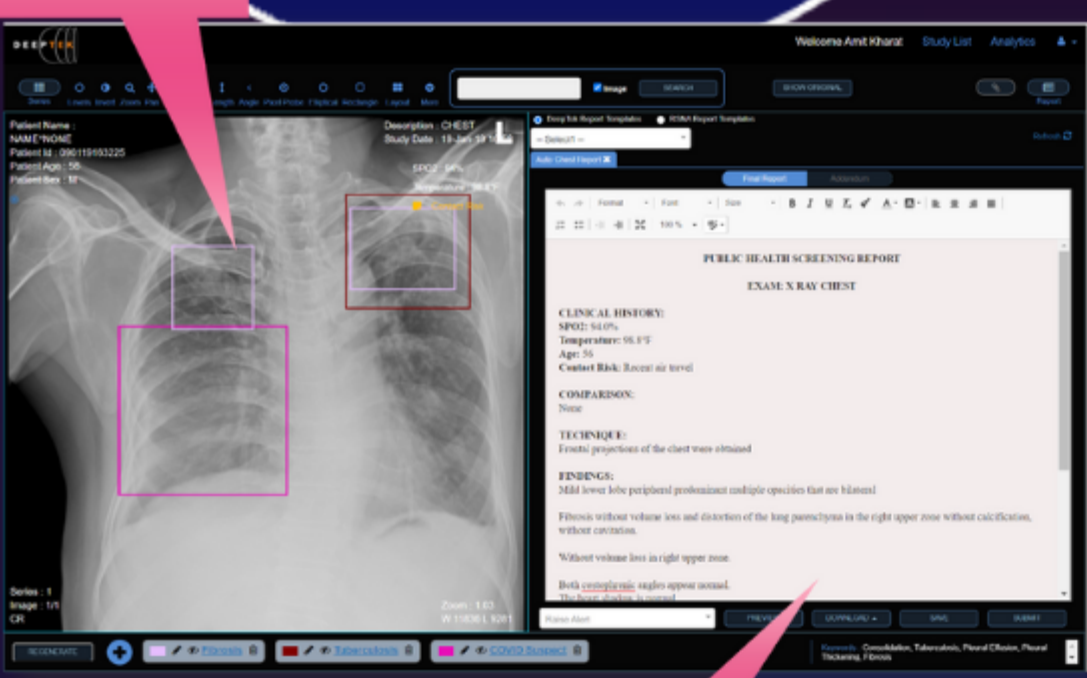
In Radiology ,every step of the way



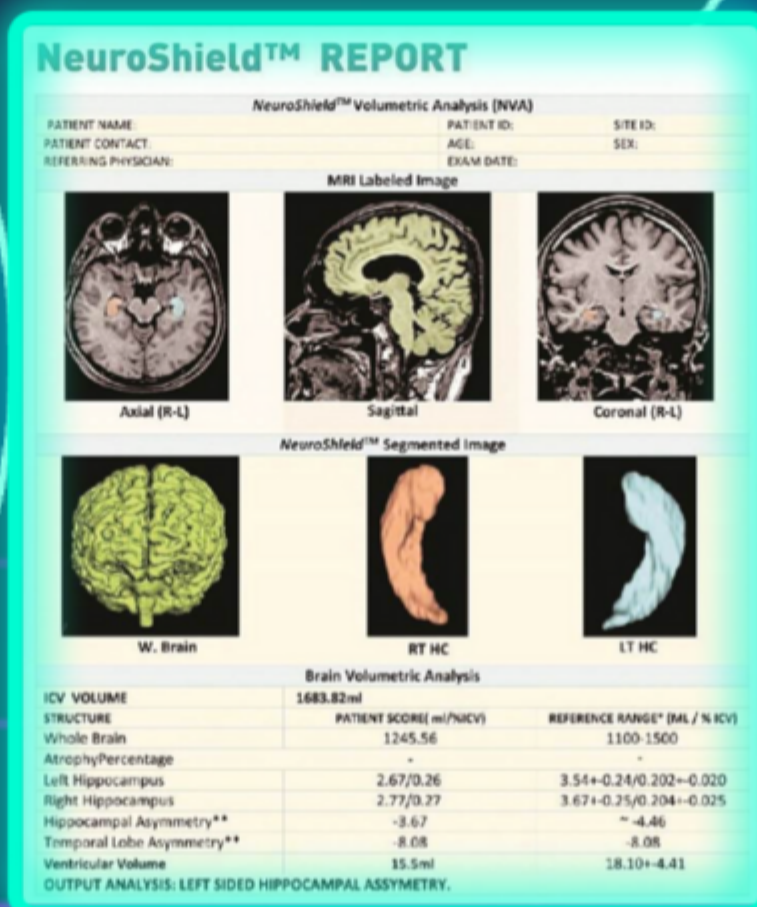
AUGNITO VOICE RECOGNITION SOFTWARE – FASTER REPORTING



AI IN COVID-DEEPTK FOR XRAY AND CT ANALYSIS WITH STRUCTURED REPORTING
 >3000 X-rays reported



NEUROSHIELD VOLUMETRY- DEMENTIA REPORTING –MRI
 Saves time
 Structured reporting



CAD-AI – MAMMOGRAPHY CA BREAST



- Head CT Reporting
 - Virtual Brain MRI
 - White Matter Lesions
 - Hippocampal Volumetry
 - Normal vs Abnormal Brain MRI
- Spinal Canal Segmentation
- Liver CT
 - Volumetry
 - Segmentation
 - Fatty Liver
 - HVPG
- Automated Bone Age
- Prostate Segmentation
- Chest X-Ray
 - Normal vs Abnormal
 - Tuberculosis
 - Pneumothorax
- Chest CT
 - Nodule
 - Calcium Score
 - Emphysema
- Virtual Reality
 - Synthetic PET
 - Semantic Search
 - Virtual IHC Pathology
 - Super-resolution MRI
 - Virtual Reality
 - AI Integration Techniques
- Advanced Cartilage Mapping
- Automated ACL Tear Detection

